






# COR VISION

## Plus

The greatness of minimalism is reflected in this sliding system of large dimensions with sashes of up to 4 meters, interlock sightline of only 25 mm and frames embedded in the perimeter, allowing for a glazed surface of up to 94%. It has a maximum glazing capacity of 54 mm, offering excellent thermal and acoustic performances. Available with manual (up to 400 kg) or motorized (up to 700 kg) opening system. Additionally, accessibility is favoured by the possibility of hiding the rail and even integrating it fully into the floor.

### FEATURES

Transmittance	 $U_w \geq 0,9$ (W/m <sup>2</sup> K)
Acoustic insulation	 $R_w$ up to 43 dB
Air permeability	 Class 4
Water tightness	 Class 7A* / 9A**
Wind resistance	 Class C3* / C4**

Wind resistance:

\* Reference test balcony 4,00 x 3,00 m / 2 sashes

\*\* Reference test balcony 4,00 x 3,00 m / 1 sash + 1 fixed light

Sliding

Thermally broken



### Sightlines

Frame 180 mm / 278 mm 3 rails

Sash 69 mm

### Polyamide Strip Length

Frame 40 mm

Sash 18 / 32 mm

### Profile Thickness

Door 2,0 mm

### Glazing

Max. 54 mm, Min. 36 mm

### Maximum Sash Dimensions

Width (L) 4000 mm, Height (H) 4000 mm

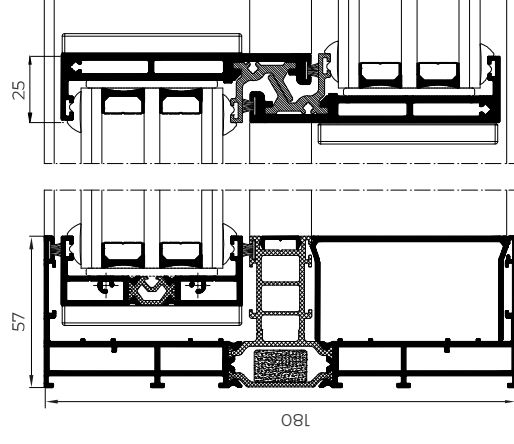
\*Glazed surface 14 m<sup>2</sup>

### Maximum Sash Weight

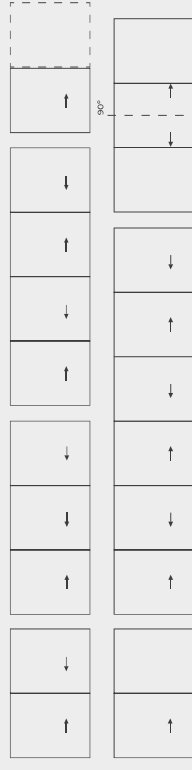
400 kg Manual

700 Kg Motorized

Consult maximum weight and dimensions according to typologies



### OPENING POSSIBILITIES



Sliding


1, 2, 3, and 4 sashes

Possibility of interior and exterior corner

sash at 90° without mullion

Pocket possibility

COR VISION PLUS





**DRAINAGE  
SOLUTION**

**HIDDEN TRACK  
SOLUTION**

Possibility of embedding the bottom profile and integrate it within the floor finish (pallet, pavement, ceramic...), achieving a transition without any obstacle between the interior and exterior of the room.



**SECURITY  
HARDWARE**

**FLUSH SECURITY  
HARDWARE**

**MAXIMUM SECURITY**

Locking system with internal and external key.  
Embedding of the hardware into the profile with the same minimalist aesthetic.  
Possibility of powder coating in any color to provide uniformity to the ensemble.


**POSSIBILITIES**



AUTOMATION



ACCESSIBILITY



**INTERLOCK PROFILE**  
Only 25 mm

**HIDDEN SASH**  
Allows the concealment of  
the sashes in the lateral corners



Option of  
**INTERLOCK HANDLE**

**LARGE DIMENSIONS**  
Up to 4000 mm of height or width / sash

**MORE GLAZED SURFACE**  
Up to 54 mm

**UP TO 700 KG / Motorized**  
**UP TO 400 KG / Manual**